

STEP BY STEP GUIDE

Captain's Reports – Entering Captain's Reports via ResultsVault

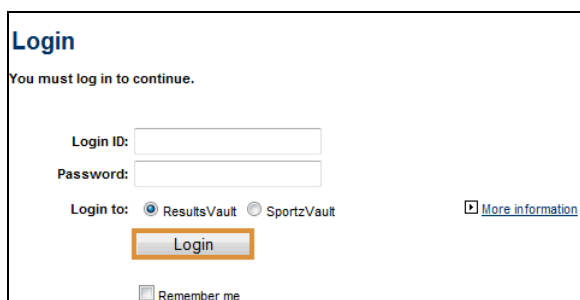
This procedure will allow you to enter your Captain's Report via your Club Admin page in ResultsVault. Remember: Captain's Reports must be entered by 5:00PM the Monday following the completion of each match.

MODE: Competition Participation

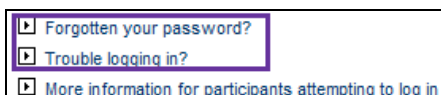
MENU: Competition

STEP 1: Login to your Club Admin page.

1. Go to www.aucklandcricket.co.nz & click on **Club Admin** in the **Club Cricket** menu
2. Click **Log-in** and enter your **Login ID** and **Password** and click the **Login** button.

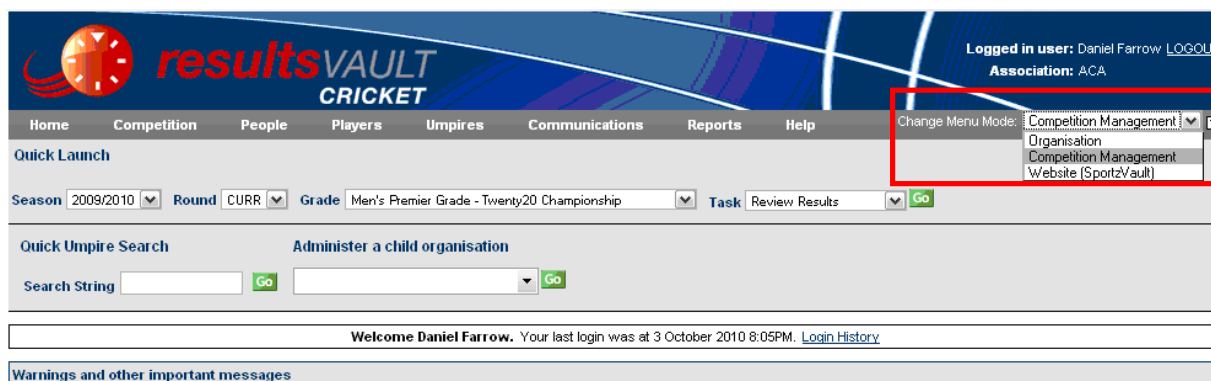


If you have **forgotten your password** or are having **trouble logging in**, use the links provided in the bottom left corner of the login screen.



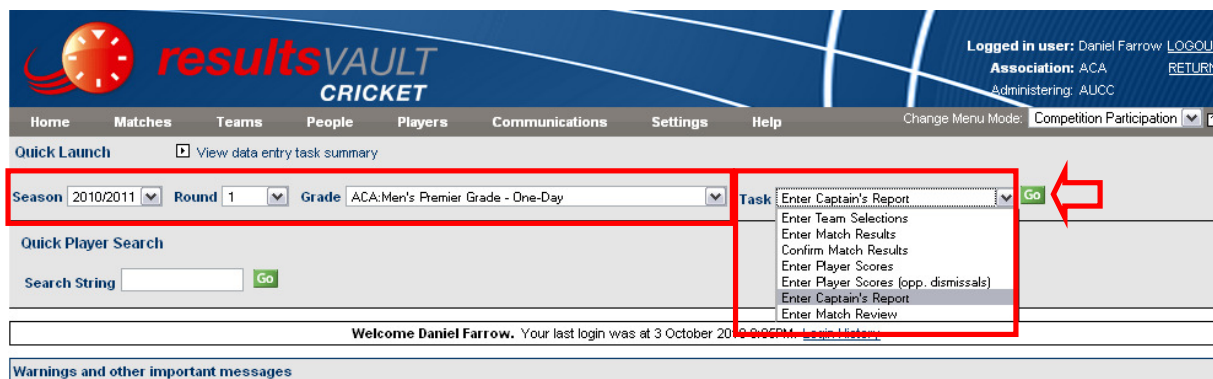
STEP 2: Set ResultsVault to Competition Participation Mode

3. Select **Competition Participation** in the Admin menu mode dropdown box in the top right hand corner of the page. This may be already set as a default.



STEP 3: Select the match that you wish to enter a Captain's Report

- From your Club Admin home page, use the dropdown boxes to select the **Season**, the **Round** and the **Grade** of the match that you wish to enter a Captain's Report for.
- Using the **Task** dropdown box select **Enter Captain's Report** and click the green **Go** button.



Logged in user: Daniel Farrow LOGOUT
Association: ACA RETURN
Administering: AUCC

Home Matches Teams People Players Communications Settings Help Change Menu Mode: Competition Participation

Quick Launch View data entry task summary

Season 2010/2011 Round 1 Grade ACA:Men's Premier Grade - One-Day Task Enter Captain's Report Go

Quick Player Search
Search String Go

Welcome Daniel Farrow. Your last login was at 3 October 2010 9:05PM. Login History

Warnings and other important messages

STEP 4: Enter Captain's Report

- Complete the required fields outlined in the **Captain's Report**. The Report has been divided into three areas (1) **Umpire Assessment**, (2) **Ground Assessment** and (3) **General** (Spirit of Cricket Award). Please complete all three sections.

Enter Captain's Report

Please enter the required information and click the **Submit** button

Club Selection: Papatoetoe

View print ready version

Umpire Assessment

Please assess the Umpire under these seven headings. In assessing, remember that when asked to make a decision, if a doubt exists in the Umpire's mind, then the benefit of that DOUBT must always be given to the batsman. This 'benefit' should not necessarily be seen as an error. As a guide, a mark of 5 is average and should be the starting point. A mark above 5 ranges to 9 for excellent and a mark below 5 indicates a less than satisfactory performance. 1 is very poor.

Umpire - T Gillies

Absent/Not Applicable

Correct Decisions (9= excellent, 5= average, 1= very poor)	<input type="text"/>
Coping with Pressure (9= excellent, 5= average, 1= very poor)	<input type="text"/>
Players Respect For Umpire (9= excellent, 5= average, 1= very poor)	<input type="text"/>
Attitude to Players (9= excellent, 5= average, 1= very poor)	<input type="text"/>
Communication & Control (9= excellent, 5= average, 1= very poor)	<input type="text"/>
Consistency (9= excellent, 5= average, 1= very poor)	<input type="text"/>
Overall Performance (9= excellent, 5= average, 1= very poor)	<input type="text"/>

NOTE: Before completing the **Ground Assessment** section please ensure you have downloaded the **Ground Assessment - Explanatory Notes** from aucklandcricket.co.nz | Club Cricket | Cricket Resources and Downloads or refer to **page 4** of this Step by Step guide for a copy of the **Ground Assessment - Explanatory Notes**.



Ground Assessment

EXPLANATORY NOTES

Auckland Cricket is seeking to develop an attractive and positive playing style in the game. Pitch and outfield quality are crucial elements in achieving this goal.

1. Pitch

Excellent	Good carry, little or no seam movement and consistent bounce throughout. Little or no turn.
Very Good	Average carry, little or no seam movement and mostly consistent bounce throughout. Little or no turn. Not quite meeting the criteria for carry and bounce for a "very good" pitch.
Good	Lacks good carry. Occasional uneven bounce and occasional seam movement. Occasional turn. Falling significantly short of "very good" with respect to carry and bounce.
Fair	Minimal carry. More than occasional uneven bounce and seam movement and/or spin.
Poor	Very minimal carry. Excessive uneven bounce, seam movement and/or spin.

2. Outfield

Satisfactory	Needs to be smooth and well grassed allowing fieldmen to safely perform skills at pace. Needs grass to be short enough to avoid excessive "holding" of the ball and preventing batsmen getting value for shots.
Not up to standard	Does not match above description

These reports are required to obtain information to assist the association in monitoring and improving conditions on all grounds. The answers to questions and the comments sought are designed to establish a record relating to each ground that will allow meaningful comment to be made to ground authorities and ACA management.

Where conditions are unsatisfactory, particular attention should be taken to returning the completed form in greater detail and as soon as possible. Captains should consult with opposing captains in the case of grounds that are considered not to have been prepared to a satisfactory condition for the grade of cricket being played. If captains are concerned about conditions on the first day, the association should be notified immediately.

The association is grateful for your co-operation.

**Daniel Farrow
Club Cricket Manager**